

Go to the USNH Gateway page – just as you would to log onto Banner Production (BPRD).

<http://www.usnhgateway.org/>

The same screen you normally see here should display.

Directories | Campus Map | UNH Home

ENTERPRISE SYSTEMS GATEWAY

Search UNH

CAMPUSES GSC | Keene | Plymouth | UNH | UNHM | USNH

Production Systems | Documentation | Availability, Downloads, & Support | **Test & Development Environments**

Current Announcements

IE8
Please check here for information on the release of IE8 and Enterprise Applications.
An archive of old news announcements is kept here.

Access USNH Enterprise VPN Here

Welcome to the Enterprise Systems Gateway. This page is the entry point for Student, Finance, and Human Resources' reporting and data management systems. These systems are supported by the Enterprise Computing Group. This page also provides links to other administrative systems used within the University System.

Gateway Quick Links

Copyright 2006, The University of New Hampshire, Durham, NH 03824
UNH is part of the University System of New Hampshire.
ADA Disclaimer | CIS | ECG | Contact Webadmins

UNH Search:
Google
powered by

Looking at the right side of the menu –
select the “**Test & Development Environments**” for UTST
instead of the menu item on the far left of the screen “Production Systems”

Select “**Finance/HR Banner**” from the drop down menu.

This should open a fly-out menu to the right.

Select the last item “**Banner 8 test instance (UTST)**”

The screenshot shows the Enterprise Systems Gateway website. At the top, there is a navigation bar with links for Directories, Campus Map, and UNH Home, along with a search box labeled 'Search UNH'. Below this is a secondary navigation bar with tabs for Production Systems, Documentation, Availability, Downloads, & Support, and Test & Development Environments. The 'Test & Development Environments' tab is active, displaying a list of system links. The 'Finance/HR Banner' link is circled in red, and a red arrow points to it with the text 'Select Finance/HR Banner from the drop-down list'. A fly-out menu is open to the right of this link, listing various development instances. The 'Banner 8 test instance(UTST)' link is circled in red, and a red arrow points to it with the text 'Select the Banner 8 test instance (UTST) from the flyout menu'. On the left side of the page, there is a 'Current Announcements' section with a sub-section for 'IE8'.

ENTERPRISE SYSTEMS GATEWAY

CAMPUSES GSC | Keene | Plymouth | UNH | UNHM | USNH

Production Systems | Documentation | Availability, Downloads, & Support | **Test & Development Environments**

Finance/HR Banner
Finance/HR Self Service
Finance/HR Workflow
Finance/HR Application Xtender
UNH/GSC Student Banner
UNH/GSC Student Self Service
UNH/GSC Student Workflow
UNH/GSC Application Xtender
UNH Advancement Banner
UNH Advancement Self Service
UNH Advancement Workflow
UNH Blackboard
Non-Banner Application Xtender
AppMan Test
Famis XIR2 Forms
Famis XIR2 Self Service
Common ID Lookup

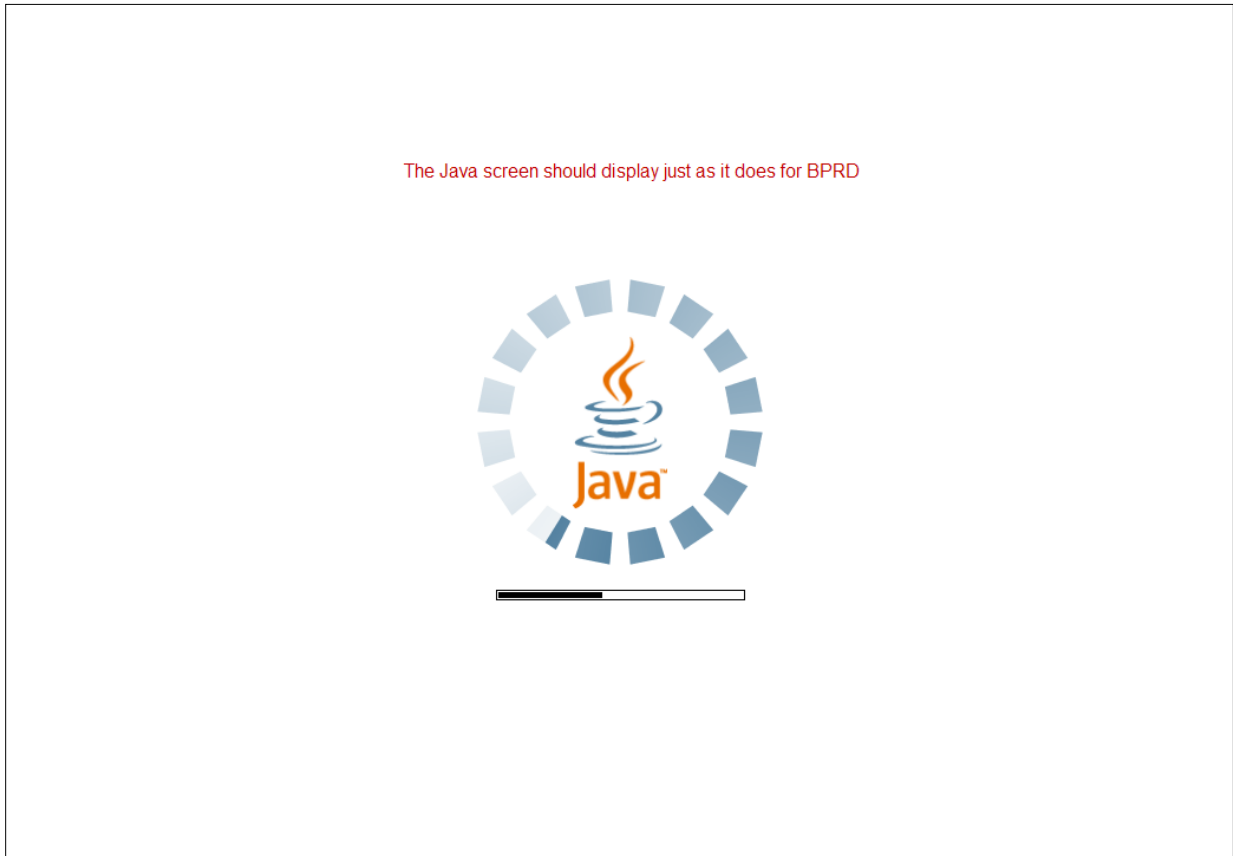
BTST
Development Instance (DEVL)
Banner 8 test instance(UTST)
Use VPN Here

Enterprise Systems Gateway.
A primary entry point for Student,
Faculty, and Resources' reporting and
systems. These systems are
managed by the Enterprise Computing Group. This
group also links to other administrative
systems within the University System.

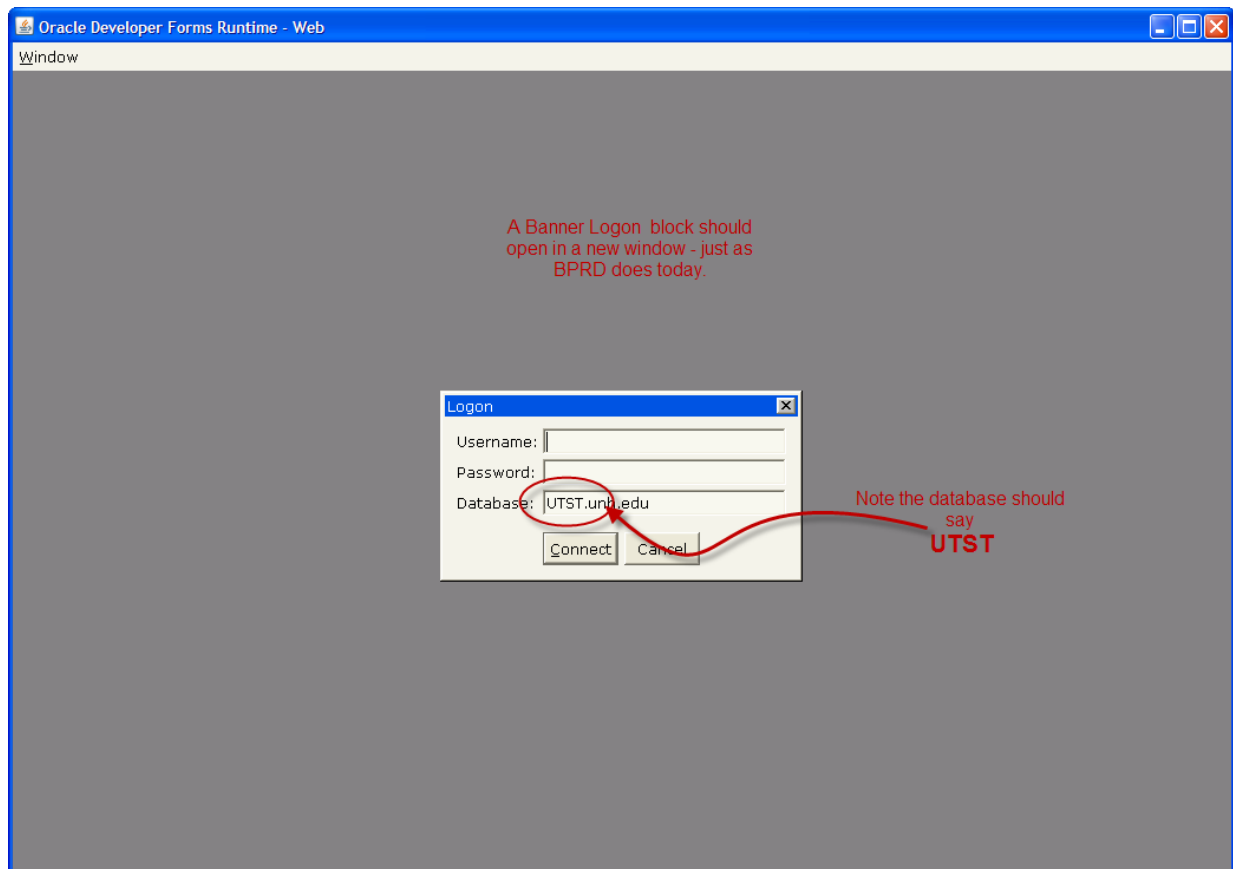
Copyright 2006, The University of New Hampshire, Durham, NH 03824
UNH is part of the University System of New Hampshire.
ADA Disclaimer | CIS | ECG | Contact Webadmins

UNH Search:
Google
powered by

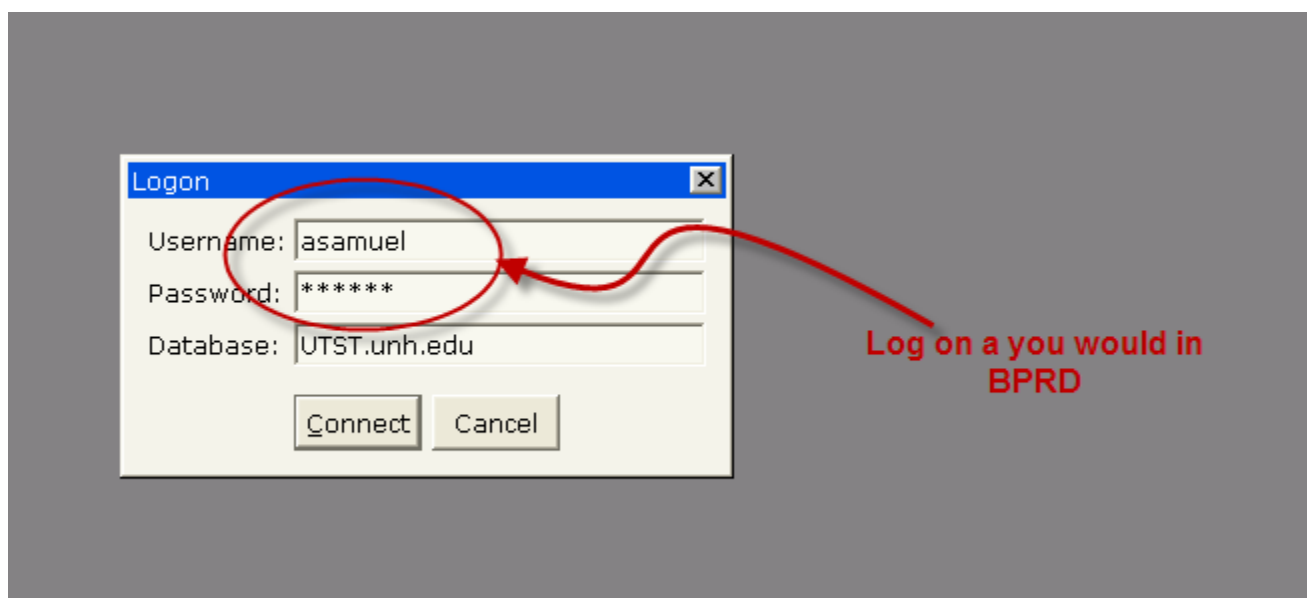
The normal Java screen you see when you log into BPRD should be displayed.



Followed by the same logon box you see when you log into BPRD.



Then log in a you would into BPRD.



Log on a you would in
BPRD

If you are a new user since March 2010, you have changed your password or you have had a change in your security in either Finance or HR – your access will be the same as it was in March.

If you experience any issues non-password related issues, please contact Carolyn.Spooner@usnh.edu for assistance.

Any password related issues should be directed to your campus help desk.